

ARMORED SERIES



 EV READY

ARMORED
SERIES 2400P
EV READY
HOFMANN

PREMIUM WHEEL SERVICE

ENGINEERING UNLEASHED™



ARMORED SERIES

BUILT TO GO THE DISTANCE

Introducing the Armored Series, the ultimate choice for high-throughput shops that demand precision, reliability, and versatility in handling a wide variety of wheels. This robust wheel balancer, constructed with durable, US-made vibratory steel, stands strong in the harshest environments.

The Armored Series features a rugged touchscreen with an intuitive, high-resolution user interface. What truly sets the Armored Series apart is its unique ability to streamline shop workflow with a dual-user setting that enables two technicians to switch between saved settings, enhancing efficiency when working with different sets of wheels.

Shop owners can also gain valuable insights into performance and service quality through the TSS Info Hub app, which provides a detailed report after each set of wheels is balanced.

Elevate your wheel balancing capabilities and ensure unmatched customer satisfaction with our state-of-the-art balancer. The quest for perfect wheel balancing ends here.



EV READY


OPTIMIZED FOR EV WHEELS

With the latest technology and precision engineering, wheel balancing is optimized, even for electric vehicles.



AUTOMATIC DATA ENTRY (2400P)


This intelligent machine automatically detects wheel dimensions and selects the appropriate balancing mode, weight type, and weight position, eliminating the need for manual input. This automation accelerates the balancing cycle, reduces operational errors, and enhances efficiency.



AUTOMATIC SPOKE DETECTION (2400P)

A laser scanner automatically detects the number and position of rim spokes, guiding optimal weight placement behind them for precise balancing with split weights.

EXTRA STRENGTH SPEED



ADVANCED MEASURING SYSTEM

Designed for high-volume shops to increase reliability. Developed using forged steel to stand the test of time, regardless of the number of tires balanced each day.



POWER CLAMP™ (2400P | 2300P)

This balancer utilizes advanced electromechanical technology incorporating a power clamping device that consistently and reliably secures the wheel with a constant force, ensuring exceptional accuracy and repeatable results every time.



SEMI-AUTOMATIC DATA ENTRY (2300P | 2300L)

This system facilitates data entry with a user-friendly gauge arm, easyALU™, assisted rim measurement technology. Technicians touch the rim with the gauge arm, and the system automatically enters the rim dimensions and selects the appropriate weight-balancing mode.



RUGGED TOUCHSCREEN DISPLAY

This system incorporates a touchscreen display boasting a rapid and intuitive interface with large, easy-to-read digits. Additionally, colored weight position indicators enhance speed, ease of use, and overall ergonomics, facilitating daily operations.



SMARTSONAR™

This intelligent system utilizes sonar sensors to automatically detect the rim width, eliminating the need for manual input and reducing the possibility of errors. By streamlining the process, it enhances efficiency and accuracy.



SPLIT WEIGHT MODE

This feature ensures accurate balancing and discreet weight concealment behind spokes, maintaining the wheel's aesthetic appeal and visual presentation.



TSS INFO HUB MOBILE APP

The TSS Info Hub mobile app allows shop owners to generate a detailed report after balancing a set of wheels.

OPTIMIZATION

Optimizes the assembly of the tire onto the rim, reducing the need for excessive weight addition.

PNEUMATIC WHEEL LIFT

Robust and reliable, the optional heavy-duty wheel lift provides easy and fast handling of wheels up to 154 lbs. (70kg).



STOP IN POSITION

Touching the screen prompts the system to auto-rotate the wheel for weight application, streamlining the process and boosting efficiency.



EASYWEIGHT™

This precision-focused system streamlines weight placement and eliminates guesswork with a laser to indicate the exact location for weight application, ensuring accurate results.




RIM LIGHTING

With a powerful LED lighting system, this balancer brightly illuminates the rim, aiding in cleaning, wheel measurement, and precise weight positioning for smooth balancing.

TECHNICAL SPECIFICATIONS	2400P	2300P	2300L
Part Number	EEWB784AUA1	EEWB783AUA1	EEWB783AUC1
Automatic Data-Entry	Yes	Semi-Auto	Semi-Auto
Clamping System	Power Clamp	Power Clamp	Quick Nut
Wheel Lift	Optional		
Report	Yes		
Automatic Rim Diameter Range	14"-26" 35.5-66cm	N/A	N/A
Automatic Rim Width Range	3"-15" 7.6-38cm	N/A	N/A
Semi-Auto Rim Diameter Range	8"-26" 20-66cm		
Semi-Auto Rim Width Range	3"-14" 7.6-35.5cm		
Manual Rim Diameter Range	8"-32" 20-81cm		
Manual Rim Width Range	1"-20" 2.5-51cm		
Max Wheel Diameter	44" 111.7cm		
Max Wheel Weight	154 lbs. 70kg		
Power Supply	115V 1Ph 60Hz		
Dimensions HxWxL	75"x 39"x 53" 190x100x135cm		

STANDARD ACCESSORIES	OPTIONAL ACCESSORIES
<ul style="list-style-type: none"> • 9 Collet Set (2400P) • Four Cone Set • Weight Pliers • Weight Remover Tool 	<ul style="list-style-type: none"> • Pneumatic Wheel Lift (EAA0502G51A) • 9 Collet Set (EAK0375G07A) • Light Truck Cone Kit (8100068) • Storage Stand (EAK0309J67A) • Power Clamp™ Speed Plate Kit (EAK0390G25A)



US 800.251.4500

CANADA 800.267.2185

Snap-on® Total Shop Solutions offers a wide range of garage equipment solutions for workshops, garages, car dealers and tire shops, thanks to the specific solutions provided by its portfolio of premium brands. Hofmann® is a brand of TSS and is committed to product innovation and improvement. Therefore, specifications listed in this sell sheet may change without notice. ©2024 Snap-on Incorporated. Hofmann® is a trademark, registered in the United States and other countries, of Snap-on Incorporated. All rights reserved. All other marks are marks of their respective holders. sswb23008c (NA en) 11/2024

HOFMANN

HOFMANN-EQUIPMENT.COM