

HOFMANN® 

geoliner® **680 XD**



PRECISION WHEEL ALIGNMENT

ENGINEERING UNLEASHED™

THE ULTIMATE IN PRECISION ALIGNMENT

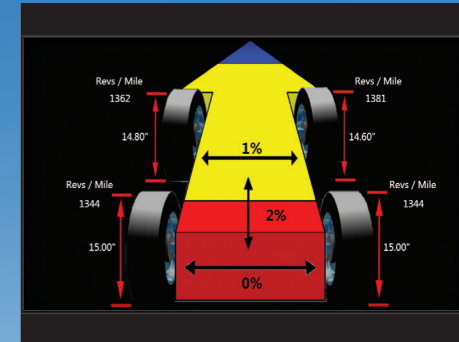
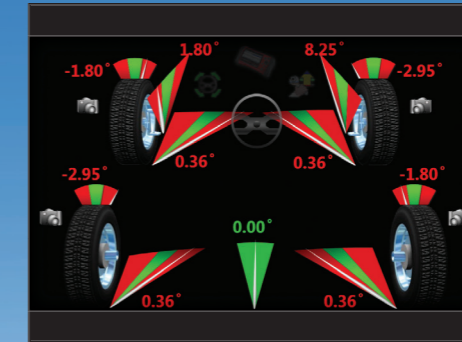
The geoliner® 680 XD wheel aligner's sophisticated software can be easily customised to the alignment procedure, so it works with both traditional and modified vehicle designs, seamlessly integrating with your shop's workflow. Hofmann® has packaged performance-enhancing software that's designed to be adaptable, along with helpful technology aimed at the reduction of customer comebacks and the growth of alignment revenue. Our user-friendly software enables technicians of all skill levels to conduct alignment services expeditiously and with great precision -- even on vehicles with aftermarket wheels and tyres -- by working in conjunction with our smallest, lightest XD targets, touchless AC400 wheel clamp system and high-resolution cameras. Advancements in measuring technology ensure that the vehicle is perfectly aligned the first time, while features like EZ-Toe and VODI™ instantly maximise technician productivity. The result of all this is fast, accurate alignments with a much lower likelihood of customer comebacks.



FULLY FEATURED, HIGHLY ACCURATE WHEEL ALIGNMENT SYSTEM

PRO42 PLATINUM SOFTWARE

The productivity enhancing Pro42 PLATINUM software features automated caster sweep, help videos, rolling radius, cross diagonal, A-arm and cradle adjust, EZ-Toe, EZ Access and Quick Align Check, plus the advanced measurement feature which includes ProAckerman, graphical caster trail, scrub radius and SAI as well as input of vehicle ride height. The software allows integration with a wide variety of shop management software such as asanetwork.




ADJUSTMENTS

EZ-Toe, A-Arm, Cradle, Single Tie Rod, Drag Link, Toe Curve, Elevated, Camber @ Zero Toe, Parts Calculator, Parts & Tools, Wheels Off.

MEASUREMENTS

Caster Trail, SAI, Max Turn, Toe out on turns, Scrub radius, Pro-Ackerman, Manual Ride Height, TIP Target Ride Height, Frame Angle, ROMESS (Optional), On-Demand Ride Height.



MOVABLE CAMERA BEAM

Using the optional moveable camera support, the camera beam can be adjusted up and down with the keyboard. (Fixed and tilt options available)



MOBILITY KIT (OPTIONAL)

Our optional mobility kit allows shops greater flexibility by mounting the cross beam to the cabinet allowing technicians to relocate the system freely around the shop.



AUDIT MODE

Quickly identifies if a car needs alignment. Includes audit print-out to assist in the sale of services. Audit print-out allows dimensions and alignment to be shown on one simple print-out, perfect for collaboration with body shops.



OEM AFTERMARKET PROCEDURES

Advanced software offers instant access to real-time aftermarket OEM-recommended adjustments and repair information, as well as the correct clamps required for precise, OEM-specified wheel alignment service.



ADVANCED DIMENSIONS

Includes Cross Dimensions measurements to identify frame or structural damage before alignment adjustments are made, and Wheel Diameter to identify mismatched tyre sizes, a potential cause of vehicle pulling and drive train damage.



EZ-TOE

Our advanced software makes it easy to quickly and accurately measure toe angle, allowing technicians to turn the wheel to access challenging adjustment points without using a steering wheel holder.

XD CAMERA TECHNOLOGY

Cutting-edge high-definition video speed cameras continuously monitor the alignment process and instantly detect common environmental conditions or vehicle issues with the potential to cause misalignment.

CUSTOMISABLE ALIGNMENT PROCEDURES

Adjust the alignment procedure flow with little or no effort, by selecting the steps required to match your shop's custom needs.



AC400 CLAMPS



Clamp attaches to the tyre with limited clamping force without touching the rim for a safe, fast and consistent placement every time.

AC100 CLAMPS



Fast and easy to use with self-centring design, two-sided claws provide reliable clamping, even over hub caps.

RIDE HEIGHT MEASUREMENT



Eliminate manual data entry, speed up measuring, and increase accuracy using our specially designed, optional Ride Height Targets.

TECHNICAL SPECIFICATIONS

Track Width	48-96" 122-244cm
Tyre Diameter - AC400	19-39" 48-99cm
Rim Size - AC100	11-22" 28-56cm
Power Supply	100-230V 50/60Hz

STANDARD ACCESSORIES

Two Wheel Chocks	Brake Pedal Depressor
Steering Wheel Holder	Color Printer

FIND A DISTRIBUTOR

hofmann-equipment.com/en/distributor

AUSTRIA
+43 2641 24524

FRANCE
+33 134 48 58 78

GERMANY
+49 8634 622 0

ITALY
+39 0522 733 411



Snap-on® Total Shop Solutions offers a wide range of garage equipment solutions for workshops, garages, car dealers and tyre shops, thanks to the specific solutions provided by its portfolio of premium brands. Hofmann® is a brand of TSS and is committed to product innovation and improvement. Therefore, specifications listed in this sell sheet may change without notice. ©2023 Snap-on Incorporated. Hofmann® is a trademark, registered in the United States and other countries, of Snap-on Incorporated. All rights reserved. All other marks are marks of their respective holders. sswa23033 12/2023

